Stichting Destion

2025

HUURDERSOORDEEL — A

Nieuwe huurders	8.0	A
Reparatieverzoek	8.8	A
Vertrokken huurders	7.4	C

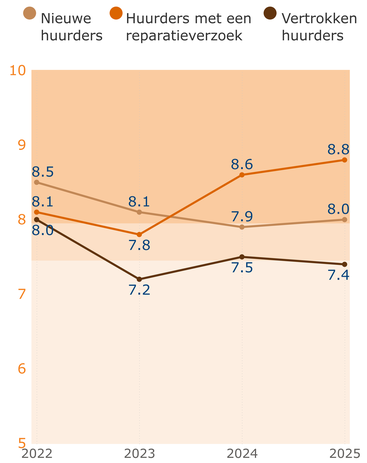

FINANCIËN — A

Beïnvloedbare bedrijfslasten per vhe **€ 1,029**

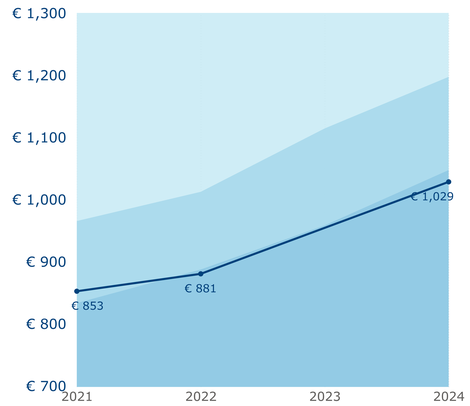

ONDERHOUD & VERBETERING — A

Uitgaven onderhoud, verbetering en verduurzaming [€/vhe]*	€ 2,691	A
Technische woningkwaliteit (EP2) [kWh/m2]	146.2	A
Ervaren woningkwaliteit	7.4	A

Uitgaven per vhe

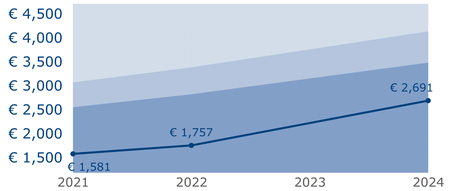

Technische woningkwaliteit

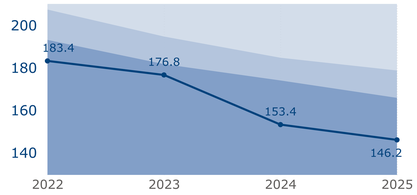

Ervaren woningkwaliteit

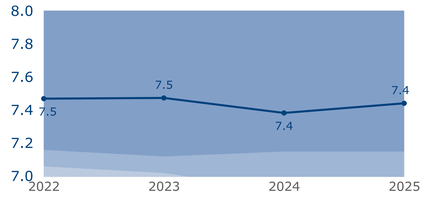

*vijfjaarsgemiddelde

DUURZAAMHEID — A

Isolatieprestatie [kWh/m2]	27.8	A
Energetische prestatie (EP2) [kWh/m2]	146.2	A
CO2-uitstoot gas [kg/m2]	14.4	A

Isolatieprestatie

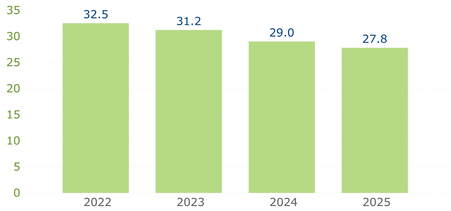

Energetische prestatie

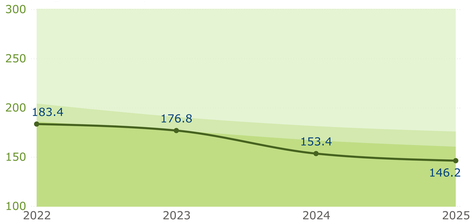

CO2-uitstoot gas

BESCHIKBAARHEID & BETAALBAARHEID

Verhouding huur / maximaal toegestane huur **55.1%**

Gemiddelde huur (DAEB)

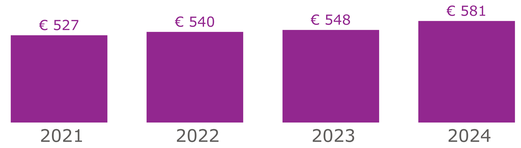

Aantal nieuwbouw woongelegenheden per jaar

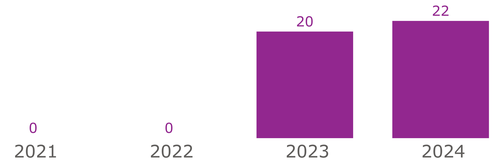

LEEFBAARHEID

	2024	2025
Veiligheidsgevoel	8.0	7.9
Ervaren overlast	7.8	7.7
Schone en nette buurt	7.7	7.5
Ervaren inzet corporatie	6.8	6.6
Leefbaarheidsuitgaven	€ 59	€ 113